



Grinding Wheels

# GS08SERIES

## Grinding wheels enabling high quality grinding of SiC wafers

### Porous vitrified bond, fixed abrasive wheels for high quality grinding of SiC wafers


The GS08 series grinding wheels employ a new porous vitrified bond with excellent cutting debris removal capability and also feed wheel coolant water to the process point in order to grind extremely hard SiC wafers. Grinding with a fixed abrasive produces a surface roughness approaching a polish. Grinding can be performed on tape mounted wafers making it unnecessary to use wafer carriers. The total process is much simpler than equivalent slurry processes.



- Grinding with a fixed abrasive results in a surface roughness approaching a polish.
- Grinding can be performed on tape-mounted wafers for easy operation.
- Non-slurry process for a low environmental impact

#### ■ Porous vitrified bond

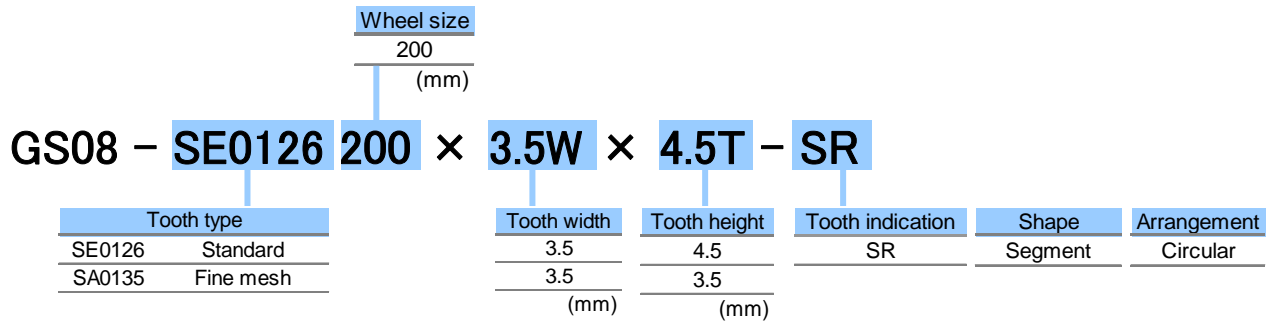
The GS08 series employs an original porous vitrified bond.



#### Applications

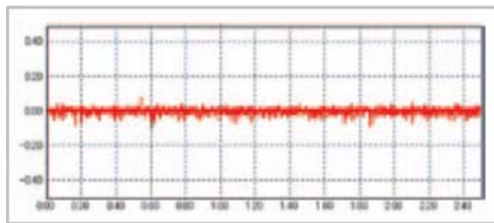
SiC, Al<sub>2</sub>O<sub>3</sub>, Si<sub>3</sub>N<sub>4</sub>, etc

**Specifications**

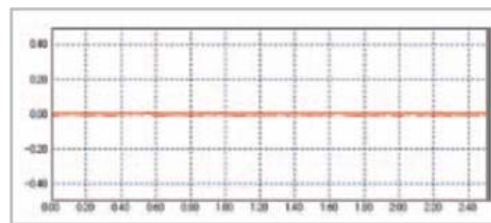


**Experimental Data**

■ Surface roughness when grinding SiC



**SE0126**  
(Standard)



**SA0135**  
(Fine mesh)

<b>Ra (μm)</b>	0.011	0.001
<b>Ry (μm)</b>	0.115	0.009

Workpiece: ø3" SiC wafer  
 Measurement system: Contact high-resolution surface profile measurement system

**When ordering**

Please contact a DISCO representative with your product needs such as type, wheel size, and quantity.

When you place the first order with us, please explain application information such as materials to grind, sizes, machine, type, and other specification.

We are ready to help you to determine which is our most appropriate product type for your application.

Due to improvements in our products, it is possible that product specifications may be changed without advanced notice.

Please confirm the product specifications with a DISCO representative.



**To use these DISCO blades and wheels (hereafter precision tooling) safely... Please read carefully and follow the instructions below to prevent any accidents or injuries.**

- USE a safety cover (nozzle case, cover), equipped as a standard accessory, to avoid injury.
- DO NOT EXCEED the specified rpm limit indicated on the precision tooling.
- FOLLOW the instruction manual of the equipment to mount the precision tooling properly.
- DO NOT DROP OR HIT the precision tooling. This may cause breakage or injury.
- Always CHECK the precision tooling for chipping or any other damage before starting to use it. DO NOT USE the tooling if there is any damage.
- READ the operation manual of the cutting/grinding equipment before use.
- DO NOT USE the precision tooling with modified or customized equipment.
- DO NOT USE precision tooling that has a different size from the one recommended for your equipment.
- DO NOT USE the precision tooling for any other purpose than grinding, cutting, or polishing.
- Always USE water or coolant to prevent precision tooling damage.